

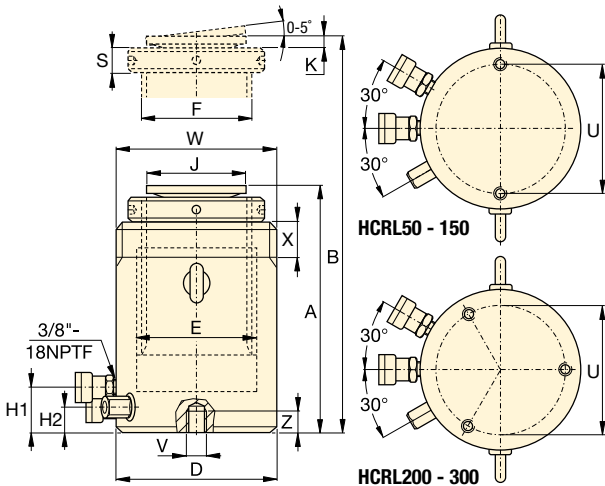
HCRL-Series, Double-Acting Lock Nut Cylinders



▼ HCRL2006, HCRL506



- Hydraulically controlled fast retraction
- Lock nut provides mechanical load holding for a safe work environment
- Designed to withstand up to 10% side-load of maximum capacity
- Integrated tilt saddle allows up to 5 degrees of misalignment
- Hardened surface resists side-loading and cyclic wear
- Weather protected, inside and out
- Replaceable bearings enclose the plunger external and internally for support
- Certified lifting eyes, base mounting holes and collar thread as standard
- Stop-ring to prevent plunger blow-out
- Low friction lock nut, to spin easily, save time and effort.



SELECTION CHART 50 - 300 TON HCRL-MODELS

For full product features see pages 44-45.

Cylinder Capacity * ton	Stroke * (mm)	Model Number	Maximum Cylinder Capacity at 700 bar ton (kN)	Cylinder Effective Area (cm ²)	Oil Capacity (cm ³)	
					Advance	Retract
50	150	HCRL506	49 (479)	68,4	1025	86
	200	HCRL508			1367	115
	250	HCRL5010			1709	143
	300	HCRL5012			2051	172
100	150	HCRL1006	101 (990)	141,4	2121	236
	200	HCRL1008			2827	314
	250	HCRL10010			3534	393
	300	HCRL10012			4241	471
150	150	HCRL1506	153 (1501)	214,4	3216	236
	200	HCRL1508			4288	314
	250	HCRL15010			5360	393
	300	HCRL15012			6432	471
200	150	HCRL2006	204 (2001)	285,9	4288	530
	200	HCRL2008			5718	707
	250	HCRL20010			7147	884
	300	HCRL20012			8577	1060
250	150	HCRL2506	251 (2463)	351,9	5278	530
	200	HCRL2508			7037	707
	250	HCRL25010			8796	884
	300	HCRL25012			10.556	1060
300	150	HCRL3006	303 (2969)	424,1	6362	530
	200	HCRL3008			8482	707
	250	HCRL30010			10.603	884
	300	HCRL30012			12.723	1060

* Up to 2000 ton and additional stroke lengths available on request.

Collar Thread (mm)		
Model / Capacity ton	Thread Size W	Thread Length X
HCRL50	M130 x 2	42
HCRL100	M185 x 2	57
HCRL150	M222 x 3	70
HCRL200	M260 x 3	79
HCRL250	M290 x 3	85
HCRL300	M315 x 3	94

The collar thread length is designed for the full rated cylinder capacity.

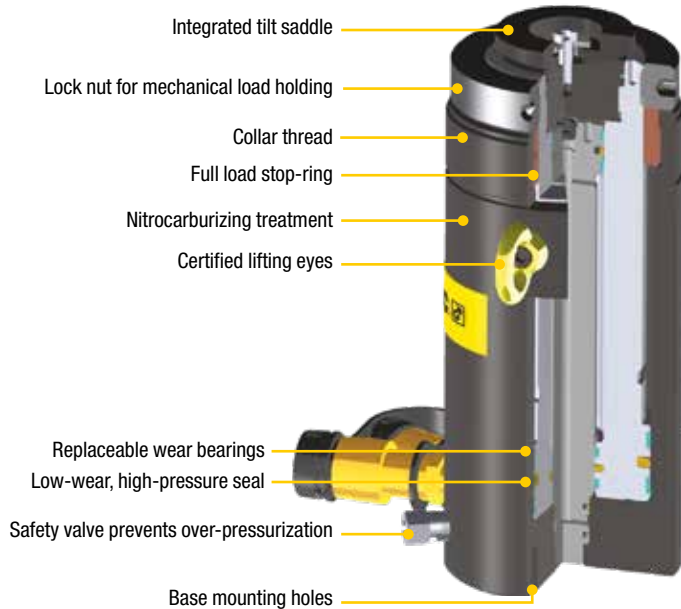
Base Mounting Holes (mm)			
Model / Capacity ton	Bolt Circle U	Thread Size V	Minimum Thread Depth Z
HCRL50	105	M12 x 1,75	22
HCRL100	150	M12 x 1,75	22
HCRL150	185	M12 x 1,75	22
HCRL200	215	M12 x 1,75	22
HCRL250	245	M12 x 1,75	22
HCRL300	260	M16 x 2	25

Double-Acting Lock Nut Cylinders

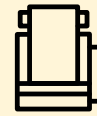


Higher Capacities, Larger Strokes

The HCRL-Series Cylinders are available up to 2000 ton capacity and additional stroke lengths available on request.



HCRL Series



Capacity:

50 - 300 ton

Stroke:

150 - 300 mm

Maximum Operating Pressure:

700 bar



Synchronous Lifting Systems

EVO-Series pumps the multi-functional lifting system and multiple lift point capabilities.

Page: **340**

Collapsed Height	Extended Height	Outside Diameter	Cylinder Bore Diameter	Plunger Diameter (threaded)	Base to Advance Port H1	Base to Retract Port H2	Saddle Diameter	Saddle Protrusion	Lock Nut Height	Lock Nut Weight (kg)	Model Number	
												A (mm)
310	460	130	100	Tr 90 x 4	41	27	77	15	26	30	HCRL506	
377	577										36	HCRL508
427	677										40	HCRL5010
477	777										45	HCRL5012
346	496	185	140	Tr 120 x 6	50	36	77	15	36	64	HCRL1006	
421	621										77	HCRL1008
471	721										85	HCRL10010
521	821										94	HCRL10012
359	509	222	170	Tr 150 x 6	46	32	126	13	45	97	HCRL1506	
434	634										116	HCRL1508
484	734										129	HCRL15010
534	834										142	HCRL15012
399	549	260	200	Tr 170 x 6	71	49	126	13	50	145	HCRL2006	
469	669										168	HCRL2008
519	769										184	HCRL20010
569	869										200	HCRL20012
416	566	290	220	Tr 190 x 6	71	49	160	15	55	190	HCRL2506	
491	691										224	HCRL2508
541	791										244	HCRL25010
591	891										265	HCRL25012
421	571	315	240	Tr 210 x 6	71	49	160	15	55	230	HCRL3006	
496	696										269	HCRL3008
546	796										294	HCRL30010
596	896										319	HCRL30012